

Last Updated: Sep.2023



to be mobile!

ASSESS



AE-525

Alloy

Holes: 18, 24H

Gauge: 14

Bearing: 6001, R8

Weight: 403g



AE-522

Alloy

Holes: 36H

Gauge: 14

Bearing: 6001, R8

Weight: 210g



AE-519

Alloy

Holes: 36H

Gauge: 14

P.C.D.: 75mm

Bearing: 6001

Weight: 650g



AE-518

Alloy

Holes: 36H

Gauge: 14

P.C.D.: 90mm

Bearing: 6001, R8

Weight: 760g



AE-515

Alloy

Holes: 28, 32, 36H

Gauge: 14G

Bearing: 6001, R8

Weight: 139g



AE-511

Alloy

Holes: 28, 36H

Gauge: 14G

Bearing: 6001, R8

Weight: 143g



AE-510

Alloy

Holes: 32, 36H

Gauge: 14G

Bearing: 6001, R8

Weight: 119g



AE-501

Alloy

Holes: 24, 32, 36H

Gauge: 14G

Bearing: 6001, R8

Weight: 166g



AE-452

Alloy

Holes: 24H

Gauge: 14G

Bearing: 6001, R8

Weight: 162g



AE-455

Alloy

Holes: 24H

Gauge: 14G

Bearing: 6001, R8

Weight: 94g

**NEW LAUNCHING
2024**



AE-531

Alloy with Groove

Holes: 48H

Gauge: 12G

P.C.D.: 62mm

F.T.F.: 93.5mm

Weight: 233g



AE-502

Alloy

Holes: 32, 36H

Gauge: 14G

Bearing: 6001, R8

Weight: 119g



AE-503

Alloy

Holes: 28, 36H

Gauge: 14G

Bearing: 6001, R8

Weight: 117g



AE-91850

Alloy

Holes: 32, 36H

Gauge: 14G

Bearing: 6902, R8

Axle Dim. 12, 14mm



AE-435

Alloy

Holes: 32, 36H

Gauge: 14G

Bearing: 6001, R8

Axle Dim.: 12, 12.7mm



AE-433A

Alloy

Holes: 20, 28, 36H

Gauge: 14G

Axle Dim.: 12.7mm



AE-434

Alloy

Holes: 28, 32, 36H

Gauge: 14G

Bearing: 6001, R8

Axle Dim.: 12, 12.7mm



AE-433

Steel

Holes: 20, 28, 36H

Gauge: 13G

Axle Dim. 12.7mm

Axle Material: S45C/Cr-Moly CP



AE-430


Steel

Holes: 20, 28, 36H

Gauge: 14G

Axle Dim. 12.7mm

Axle Material: S45C/Cr-Moly CP



AE-436

Steel

Holes: 20, 28, 36H

Gauge: 13G

Axle Dim. 12.7mm

Axle Material: S45C/Cr-Moly CP



AE-336FQ/R

Alloy

Holes: 20, 28, 36H

Gauge: 14G

Bearing: 6001, R8



AE-332A/AQ

Alloy

Holes: 20, 28, 36H

Gauge: 14G

Bearing: 6001, R8




AE-332/333

Steel


Holes: 20, 24, 28, 36H

Gauge: 14G

Bearing: R8




AX-1
Axle Dim.: 12/12.7mm
Material: S45C, Cr-Moly UCP



AX-4
Axle Dim.: 12/12.7mm
Material: Cr-Moly CP
QR W/AE-M16



AX-3
Axle Dim.: 12/12.7mm
Material: Cr-Moly UCP



AX-5
Axle Dim.: 12/12.7mm
Material: S45C, Cr-Moly CP



AX-7
Material: S45C/Cr-Moly UCP



AX-9
Material: S45C/Cr-Moly UCP



AX-8
Material: S45C/Cr-Moly UCP



AX-10
Material: S45C/Cr-Moly UCP

**RL-120**

Wheel: Nylon

Tire: PU

Size: 12"

Weight: 980g

**RL-150**

Wheel: Nylon

Tire: PU

Size: 6" x 1.3"

**RL-130**

Wheel: Nylon

Tire: PU

*Size: 6", 7", 8"
x 1.25"*

**NEW LAUNCHING
2024****RL-155**

Wheel: PP, Nylon

Tire: PU

Size: 7", 8" x 2"

**RL-170**

**5" Wheel
Alloy**

**RL-160**

**4" Wheel
Alloy**

NEW LAUNCHING 2024



WL-326
Rim: 24"
Holes: 36H
Gauge: 12G
Hand Rim: Alloy
Tire: PU



WL-125
Rim: 20", 22", 24", AL6061
Hub: Steel
Hand Rim: Alloy
Tire: PU

ASSESS INDUSTRY CO., LTD.
42944 #11, Ln.135, Sec.5, Changping Rd.
Shengang District, Taichung City, Taiwan
Tel:886-4-25623506
Fax:886-4-25613868

ASSESS PRECISION OPTICAL MACHINERY (JIANGSU) CO., LTD.
Tianwang Town, Zhengjiang City,
Jiangsu Province, China
Tel:86-511-85098606
Fax:86-511-85095633



www.assess-hubs.com

ASSESS